

GA11 Compact Locking Handle Cam Latch

Features

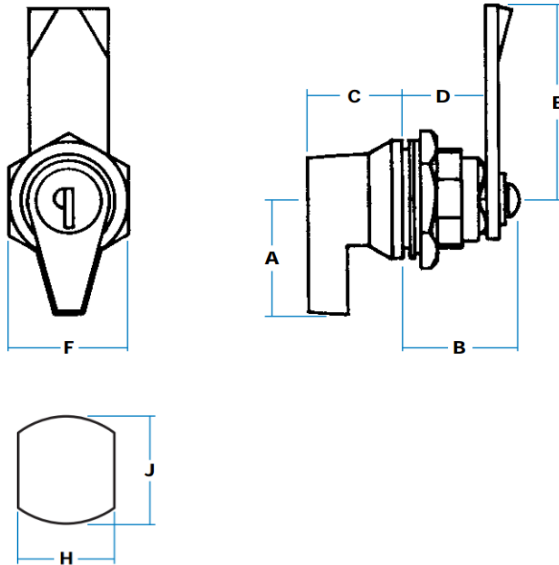
- Our 'Compact' model takes very little more space than a compartment lock, but it removes the load from the key
- With cam-formed latch (or rods) it can be used even on gasketed doors, and can be water-sealed if required
- Rotation is 90° LH or RH as shown, or 180°
- Key operates only when handle is vertical, but key withdraws in both top & bottom (locked) positions

Material

- Steel, bright chromium plated or black powder coated

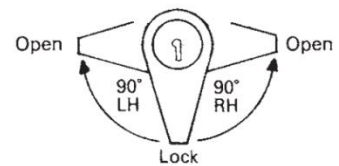
Notes

- Insert from front into pierced aperture and fix with large hexagonal nut
- Neoprene gasket and stainless spring washer provided
- Can pawl can be fitted at 90° intervals
- 'FS' keys as standard with 'shuttered' keyway. Optionally 'FT' or 'DLP' key types also available



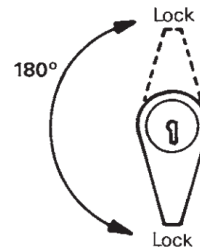
GA11-G00935

90° LH/RH MOVEMENT



Handles operate LH (clockwise) or RH (anticlockwise) but lock in vertical position only. Key does not withdraw in 'open' position.

180° MOVEMENT



Handles are non-handed and lock in both vertical positions, when key can be withdrawn.

Part No.	Rotation	Key	A	B	C	D	E	F	H	J
GA11-00935	90° RH	Standard	40	29	25	19	48	30	22	24
GA11-00935-01		FS880								
GA11-00936	90° LH	Standard								
GA11-00936-01		FS880								
GA11-00937	180°	Standard								
GA11-00937-01		FS880								

G00097
Cranked
'down'



G00275
'Straight'



G00276
Cranked 'up'



Cam Pawl Options

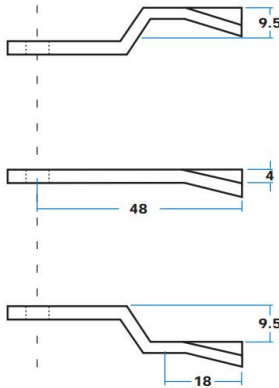

- Straight cam pawl is fitted as standard
- Other available options (sold separately) include cranked 9.5mm 'up' or 'down' cam pawls
- Lock will accept all other cam pawls with 8 mm piercing, including 2 / 3-point options

Cam Form and Multi-Point Cam Pawls

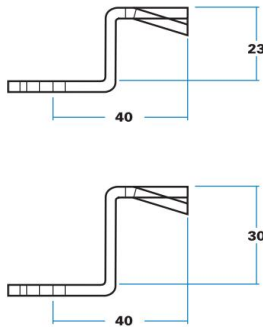
Features

- These pawls are in 3 mm thick mild steel, zinc plated with 8 mm square hole
- Cam-form types have a 4 mm 'leading edge' for good engagement. They can be used with most of our compartment locks, 'Compact' and 'Turn-button' models, and also with handles having 8 mm square shaft, as illustrated below.

Cam-Form Cam Pawls



Cam-Form Cam Pawls



Cam Pawl Fitted To Locking Handles

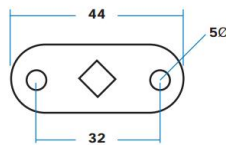


The 8 mm shaft is threaded M10 so that square form is retained. Cam Pawl can be adjusted using nut (GMP00221) and locknut (GMP00220) illustrated

Two-Point Cam Pawls



G01911 (with in-line square)



G01389 (with square at 45° to centre line)

